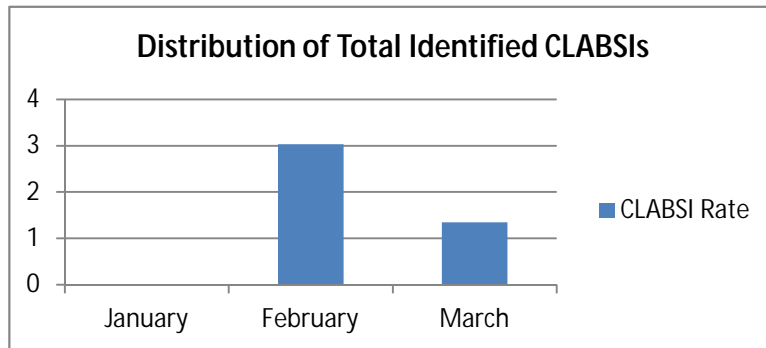


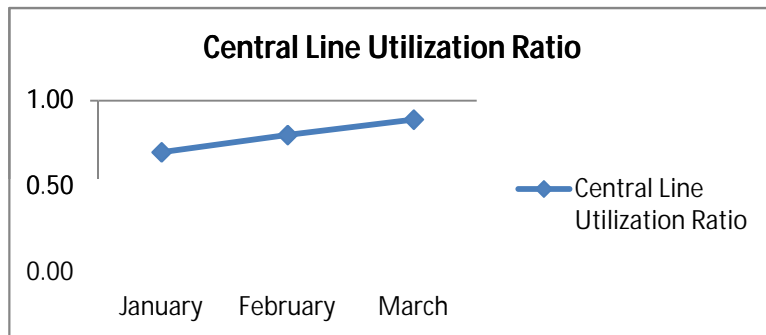
SICU Monthly Survey 2011

Month	Total Number of Patients Admitted to SICU	Total Patient ICU Days	Total Number of Patients on Central Lines	Total Central Line Days	Number of CLABSI	CLABSI Rate	Central Line Utilization Ratio	CLABSIs / 1,000 Central Line Days
January	65	361	57	248	0	0.00	0.70	0.00
February	38	228	33	183	1	3.03	0.80	5.46
March	96	303	74	269	1	1.35	0.89	3.72

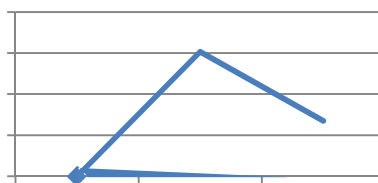
Month	CLABSI Rate
January	0
February	3.03
March	1.35



Month	Central Line Utilization Ratio
January	0.70
February	0.80
March	0.89



Month	CLABSIs / 1,000 Central Line Days
January	0.00
February	3.03
March	1.35



CLABSI, central line-associated bloodstream infection; ICU, intensive care unit; SICU, surgical intensive care unit.

Source: Dar Al Fouad Hospital, Cairo, Egypt. Used with permission.